

Lesson 11 / May 11, 2008

Falling into God's Arms

for use as

STEP 1

Lesson 11 Focus:

Live on the edge—
obey God.

Lesson 11 Bible Basis:

Acts 5:17-20, 26-32

Students will learn they can trust God when He asks them to do something, even when they don't understand why. They will also learn the results of obedience.

Before class begins, arrange the chairs in a circle so there is room in the middle of the classroom for your students to gather. Also have a piece of paper and pencil for each person ready.





After your students arrive say, **Today we're going to have some fun! I'm going to need two volunteers.**

Invite your two volunteers to the center of the circle. Imagine that their names are Josh and Mary. Say, **OK, Josh, you stand in front of Mary. Mary, Josh is going to fall back and Mary you are going to catch him. Josh, you are not allowed to try and grab Mary or reach back for her, and you must close your eyes as you are falling.** (Depending on the maturity of your students, you may need to give a lecture that this is a serious exercise, and fooling around will not be tolerated, because people could get hurt.)

Let them do this activity. After they are done, invite the other students to pair up and come to the center of the circle to do the exercise. Also, have Mary and Josh switch roles so that Josh is catching Mary and Mary is falling.

Remind them, **The people who are falling must close their eyes.**

When everyone is done, have them switch so that each student has been a catcher. Then ask the following questions:

-  **When you were falling, how did you feel?** (*Afraid, nervous, or scared.*)
-  **Did your opinion of your partner change after they caught you? Did you trust them more?**
-  **How do you think the disciples felt when God asked them to obey, and they didn't know what He was doing?**
-  **Do you think that they must have felt a little like you when you had to fall backward?**

Lesson 11
Memory Verse

We must obey God
rather than men!

—Acts 5:29b

It must have been similar to falling into God's arms, especially when they couldn't see what would happen! But they took the risk and they didn't need to know why God asked them to do certain things; instead, they trusted that He knew best and so they obeyed.

▶ **What could be an area in your life where you want to obey God, but you feel like you are falling into His arms, and you don't know what He is doing?**

Let's see how the apostles trusted God even when other people were persecuting them for it.

(Continue on to Steps 2 and 3 in your *Middle School Teacher's Guide*; Step 4 appears below.)

Lesson 11 / May 11, 2008

Falling into God's Arms

for use as

STEP 4 

Lesson 11

Focus:

Live on the edge—
obey God.

Lesson 11

Bible Basis:

Acts 5:17-20, 26-32

You will need:

- Handmade puzzles.
- At least nine pieces of cardboard at least 8.5" x 11"
- A plastic sandwich bag for each puzzle

Before class, you'll need to make the puzzles. Write the words, FAITH, HOPE, TRUST, PATIENCE, SELF-CONFIDENCE, NO FEAR, JOY, PEACE, and LOVE in large letters with a fat marker—one word per piece of cardboard. You will end up with nine separate puzzles, each containing one word. You can color the pieces with designs or pictures to make the puzzles more interesting if you like. Finally, cut each cardboard piece up into puzzle pieces, and place it in a plastic sandwich bag.

Note: If you have more than nine students, you can either make more puzzles and duplicate the words or you can have the students share puzzles.

To wrap up this discussion about obeying God when you don't know what He is doing, let's go back to where we started. Let's talk about the result of obeying God.

Give each student one of your handmade puzzles. If you don't have enough for each student, you can have them work in pairs or small groups to put them together.

Don't put them together yet. Just for fun, we're going to see who can be the fastest in putting theirs together.

As soon as you have all the puzzles handed out, say OK, are you ready? Ready, Set, Go!

When they are finished, the students probably won't understand what the puzzles mean but you will explain after everyone has theirs assembled.

Sometimes we can't see what God is doing, right? But when we obey Him like the disciples did, we don't know what God is up to—we just need to do what He says. When we obey, we often don't have the whole picture because God is still putting it together. But when He is finished, we can often see the results of obeying Him.

Lesson 11
Memory Verse

We must obey God
rather than men!

—Acts 5:29b

▶ **What are the results of obeying God?**

At this point, have each student, or group of students, announce the word that is on their puzzle to the rest of the group. Then, write each word on the board for everyone to see.

▶ **Have you ever obeyed God and then one of these things was the result? (Point to the board.)**

▶ **Is there anything else that could result from trusting God and obeying Him?**

If the students are open, encourage discussion about these areas of their lives.

▶ **What kind of attitudes can we develop to trust Him more?**

▶ **How would you pray to ask God to obey and trust Him more?**

Give each student a piece of paper. Ask them to write down something in their life where they need to trust and obey God about even though they can't see what He is doing. Then, say **Write down a prayer on this piece of paper to God and share your struggle to trust Him with this area of your life. I encourage you to take this home and pray it out loud during the week.**

End with prayer.

(We are not affiliated with and do not endorse any website listed on these pages.)